

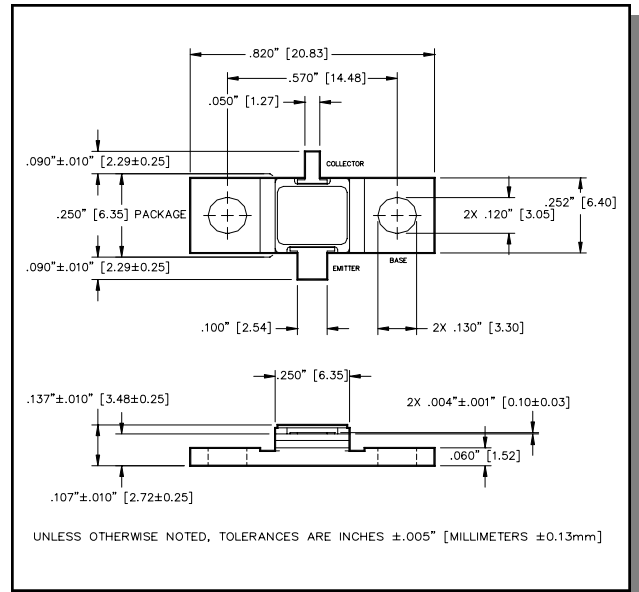
Radar Pulsed Power Transistor
12W, 1.2-1.4 GHz, 150µs Pulse, 10% Duty

M/A-COM Products
Released, 30 May 07

Features

- NPN silicon microwave power transistors
- Common base configuration
- Broadband Class C operation
- High efficiency inter-digitized geometry
- Diffused emitter ballasting resistors
- Gold metallization system
- Internal input and output impedance matching
- Hermetic metal/ceramic package
- RoHS compliant

Outline Drawing



Absolute Maximum Ratings at 25°C

Parameter	Symbol	Rating	Units
Collector-Emitter Voltage	V_{CES}	70	V
Emitter-Base Voltage	V_{EBO}	3.0	V
Collector Current (Peak)	I_C	1.3	A
Power Dissipation @ +25°C	P_{TOT}	47	W
Storage Temperature	T_{STG}	-65 to +200	°C
Junction Temperature	T_J	200	°C

Electrical Specifications: $T_C = 25 \pm 5^\circ\text{C}$ (Room Ambient)

Parameter	Test Conditions	Frequency	Symbol	Min	Max	Units
Collector-Emitter Breakdown Voltage	$I_C = 12.5\text{mA}$		BV_{CES}	60	-	V
Collector-Emitter Leakage Current	$V_{CE} = 40\text{V}$		I_{CES}	-	1.25	mA
Thermal Resistance	$V_{CC} = 28\text{V}$, $P_{out} = 12\text{W}$	$F = 1.2, 1.3, 1.4\text{ GHz}$	$R_{TH(JC)}$	-	3.7	°C/W
Output Power	$V_{CC} = 28\text{V}$, $P_{out} = 12\text{W}$	$F = 1.2, 1.3, 1.4\text{ GHz}$	P_{IN}	-	1.7	W
Power Gain	$V_{CC} = 28\text{V}$, $P_{out} = 12\text{W}$	$F = 1.2, 1.3, 1.4\text{ GHz}$	G_P	8.5	-	dB
Collector Efficiency	$V_{CC} = 28\text{V}$, $P_{out} = 12\text{W}$	$F = 1.2, 1.3, 1.4\text{ GHz}$	η_C	45	-	%
Input Return Loss	$V_{CC} = 28\text{V}$, $P_{out} = 12\text{W}$	$F = 1.2, 1.3, 1.4\text{ GHz}$	RL	-	-9	dB
Load Mismatch Tolerance	$V_{CC} = 28\text{V}$, $P_{out} = 12\text{W}$	$F = 1.2, 1.3, 1.4\text{ GHz}$	VSWR-T	-	3:1	-
Load Mismatch Stability	$V_{CC} = 28\text{V}$, $P_{out} = 12\text{W}$	$F = 1.2, 1.3, 1.4\text{ GHz}$	VSWR-S	-	1.5:1	-

1

ADVANCED: Data Sheets contain information regarding a product M/A-COM is considering for development. Performance is based on target specifications, simulated results, and/or prototype measurements. Commitment to develop is not guaranteed.

PRELIMINARY: Data Sheets contain information regarding a product M/A-COM has under development. Performance is based on engineering tests. Specifications are typical. Mechanical outline has been fixed. Engineering samples and/or test data may be available. Commitment to produce in volume is not guaranteed.

- **North America** Tel: 800.366.2266 / Fax: 978.366.2266
 - **Europe** Tel: 44.1908.574.200 / Fax: 44.1908.574.300
 - **Asia/Pacific** Tel: 81.44.844.8296 / Fax: 81.44.844.8298
- Visit www.macom.com for additional data sheets and product information.

M/A-COM Inc. and its affiliates reserve the right to make changes to the product(s) or information contained herein without notice.

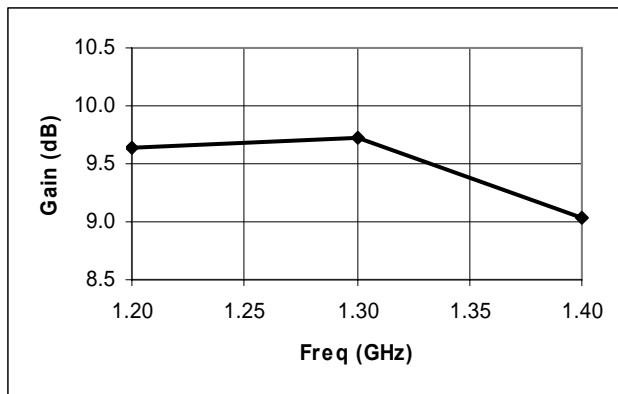
Radar Pulsed Power Transistor
12W, 1.2-1.4 GHz, 150µs Pulse, 10% Duty

M/A-COM Products
Released, 30 May 07

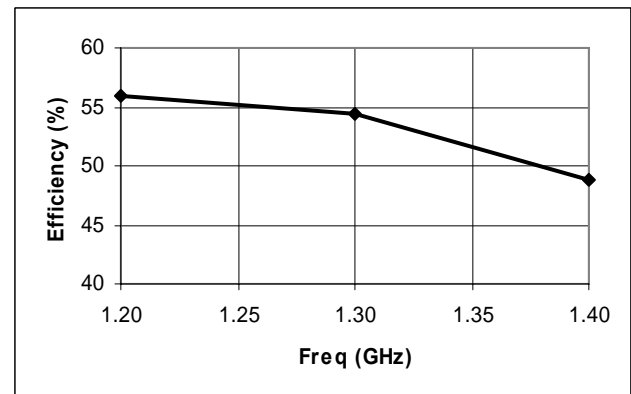
Typical RF Performance

Freq. (GHz)	Pin (W)	Pout (W)	Gain (dB)	Ic (A)	Eff (%)	RL (dB)	VSWR-S (1.5:1)	VSWR-T (3:1)
1.2	1.31	12.0	9.64	0.77	56.0	-11.9	S	P
1.3	1.28	12.0	9.72	0.79	54.4	-17.4	S	P
1.4	1.49	12.0	9.04	0.88	48.8	-17.2	S	P

Gain vs. Frequency

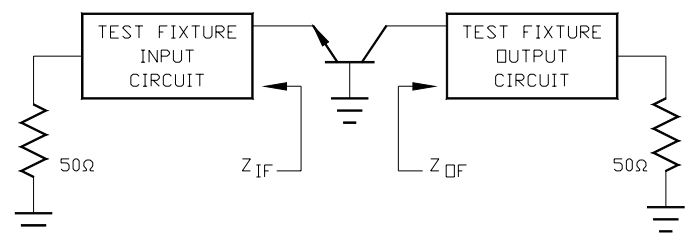


Collector Efficiency vs. Frequency



RF Test Fixture Impedance

F (GHz)	Z _{IF} (Ω)	Z _{OF} (Ω)
1.2	3.7 - j5.3	5.0 + j6.0
1.3	3.5 - j4.4	7.1 + j5.1
1.4	3.4 - j3.8	7.7 + j3.6



ADVANCED: Data Sheets contain information regarding a product M/A-COM is considering for development. Performance is based on target specifications, simulated results, and/or prototype measurements. Commitment to develop is not guaranteed.

PRELIMINARY: Data Sheets contain information regarding a product M/A-COM has under development. Performance is based on engineering tests. Specifications are typical. Mechanical outline has been fixed. Engineering samples and/or test data may be available. Commitment to produce in volume is not guaranteed.

- **North America** Tel: 800.366.2266 / Fax: 978.366.2266
- **Europe** Tel: 44.1908.574.200 / Fax: 44.1908.574.300
- **Asia/Pacific** Tel: 81.44.844.8296 / Fax: 81.44.844.8298

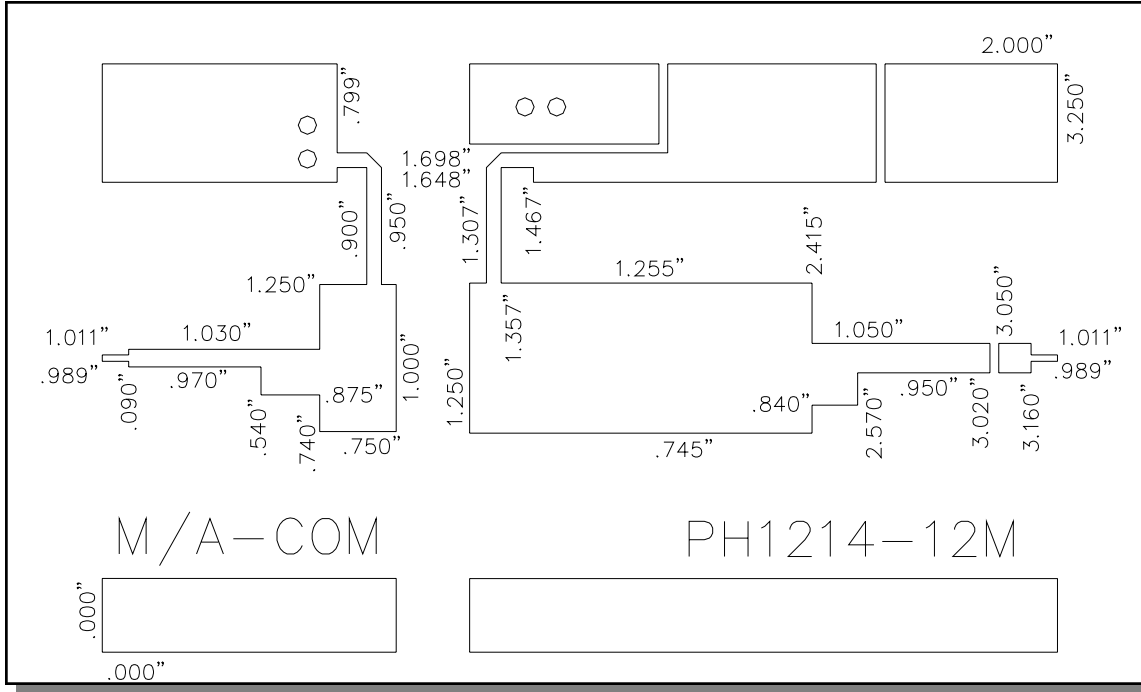
Visit www.macom.com for additional data sheets and product information.

M/A-COM Inc. and its affiliates reserve the right to make changes to the product(s) or information contained herein without notice.

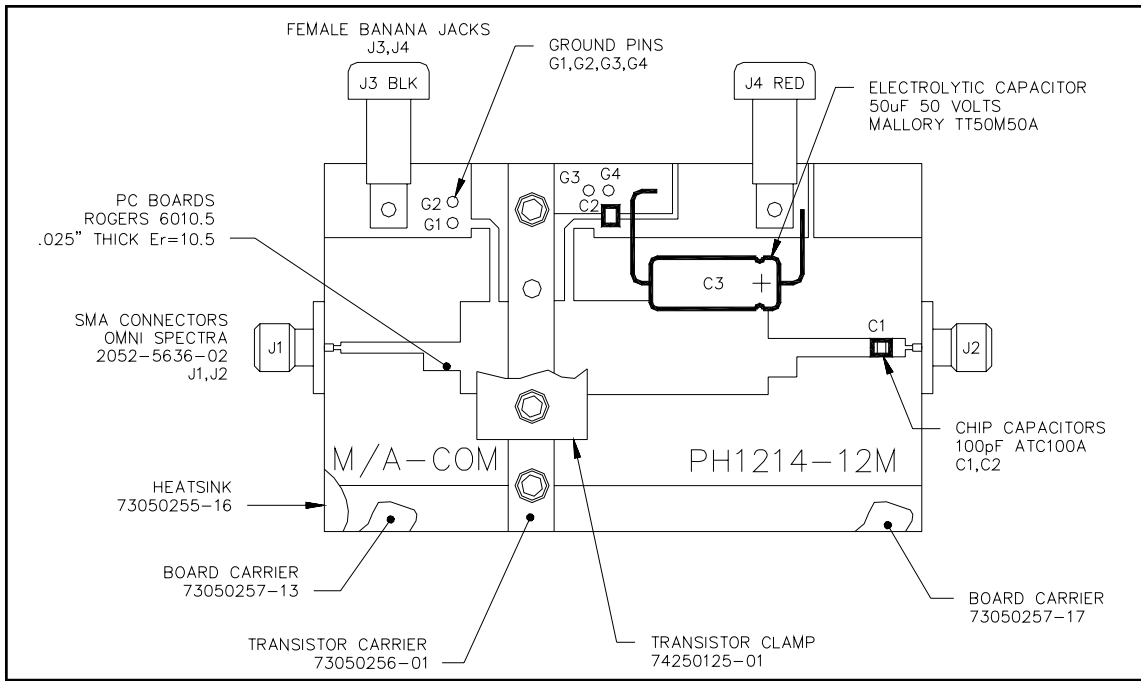
Radar Pulsed Power Transistor
12W, 1.2-1.4 GHz, 150µs Pulse, 10% Duty

M/A-COM Products
Released, 30 May 07

Test Fixture Circuit Dimensions



Test Fixture Assembly



ADVANCED: Data Sheets contain information regarding a product M/A-COM is considering for development. Performance is based on target specifications, simulated results, and/or prototype measurements. Commitment to develop is not guaranteed.
PRELIMINARY: Data Sheets contain information regarding a product M/A-COM has under development. Performance is based on engineering tests. Specifications are typical. Mechanical outline has been fixed. Engineering samples and/or test data may be available. Commitment to produce in volume is not guaranteed.

- **North America** Tel: 800.366.2266 / Fax: 978.366.2266
- **Europe** Tel: 44.1908.574.200 / Fax: 44.1908.574.300
- **Asia/Pacific** Tel: 81.44.844.8296 / Fax: 81.44.844.8298

Visit www.macom.com for additional data sheets and product information.

M/A-COM Inc. and its affiliates reserve the right to make changes to the product(s) or information contained herein without notice.